



IP100/200-SERIES

INSERTION PADDLEWHEEL FLOW SENSOR



IP11x/21x
(Shown with optional
externally powered
electronics)

IP15x/25x
(Shown with optional
battery powered
electronics)

APPLICATIONS

Clean water

Large pipes

Aquariums, water parks

Water & wastewater
monitoring

Features

- Wide flow range
- One moving part
- Hot tap available
- Modular electronics compatible
- Easily depth adjustable for 3" to 40" pipe

The **IP100/200-Series** are adjustable depth insertion paddlewheels that come in brass, PVC, or 316 stainless models to fit 3" to 40" pipe. Adapters mate with standard 1-1/2" (11x/21x) or 2" (15x/25x), or PVC (11x/21x) NPT threaded fittings such as saddles and weldolets which may be purchased either locally or from Seametrics.

Ruby bearings and a non-drag Hall-effect sensor give these meters the widest flow range of any of the paddlewheel types. A sensor detects the passage of miniature magnets in the six rotor blades. The resulting square-wave signal can be sent for hundreds of feet over unshielded cable without a transmitter and connected directly to many PLC's and other controls without any additional electronics.

A modular system of electronics can be installed directly on the flow sensor or mounted remotely. The FT430 (externally powered with pulse), FT440 (loop powered), and FT450 (battery powered) all provide digital rate and total displays, as well as a programmable pulse; the FT440 also provides a 4-20 mA analog output. The AO55 is a blind analog (4-20 mA) transmitter. Programmable pulse for pump pacing is available with the PD10 (available as wall-mounted unit only).

The "hot-tap" models (IP15x/25x) can be installed or serviced without shutting down the line by means of a 2" full-port isolation valve that comes with a nipple for installation on the pipe fitting. In most circumstances, no special tool is required.

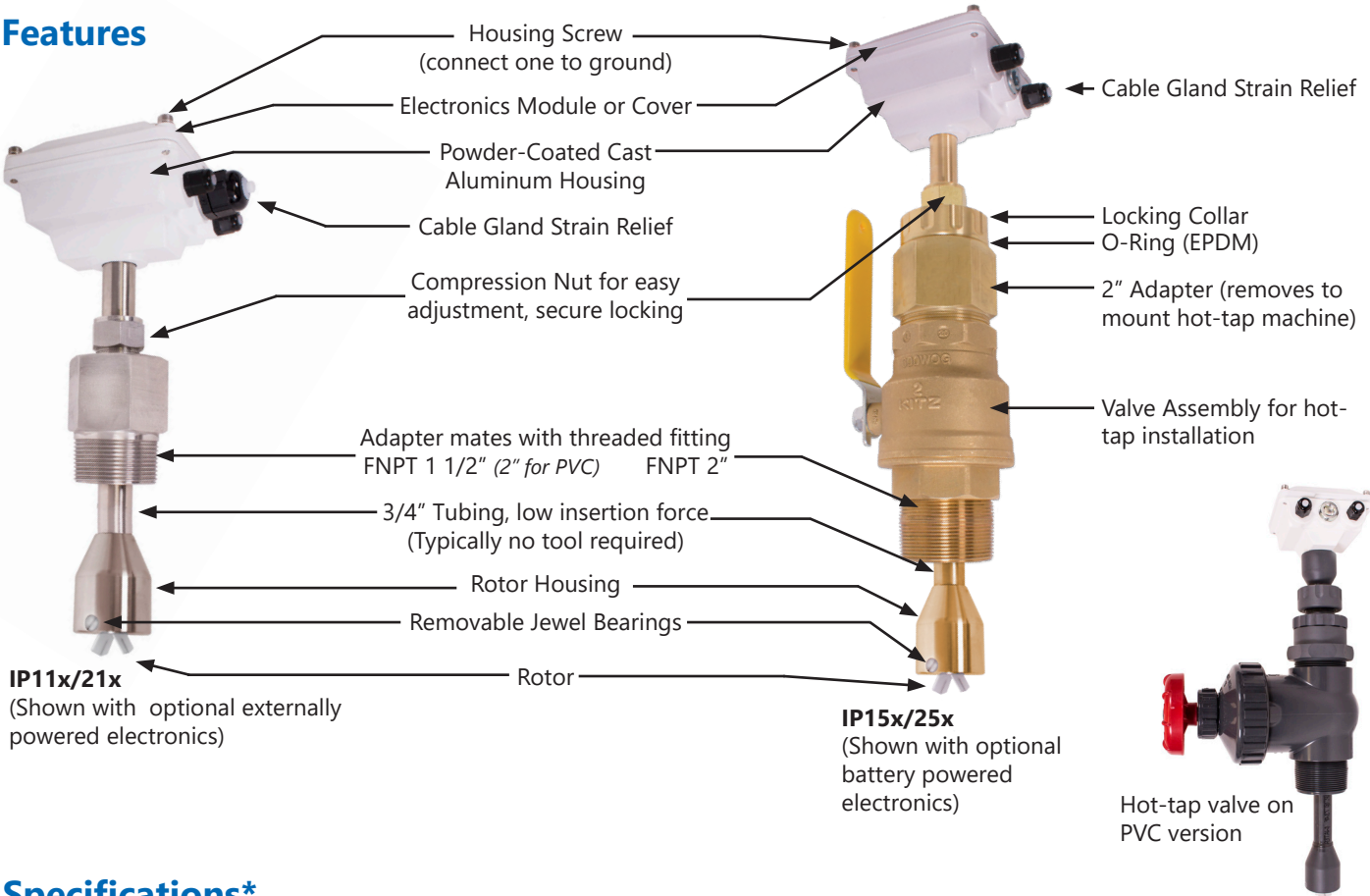
Contact Your Supplier



IP100/200-SERIES
INSERTION PADDLEWHEEL
FLOW SENSOR



Features

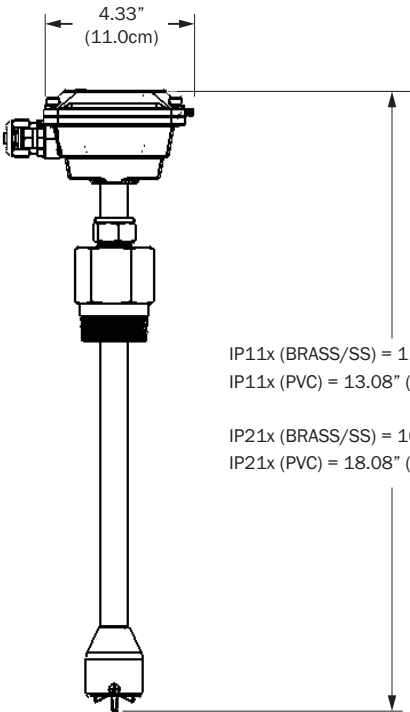


Specifications*

Pipe Size		3" to 40"			
Power		Low Power: 6-36 Vdc/< 2 mA		Micropowered (-04 Option): 3.1-16 Vdc/60 µA @ 3.6 Vdc	
Sensor		Low Power: Digital Magnetoresistive		Micropowered (-04 Option): Giant Magneto-resistance (GMR)	
Materials	Housing	Powder-coated cast aluminum			
	Tubing/Fitting/Sensor Housing	Brass, PVC, or 316 Stainless Steel			
	Rotor	PVDF (Kynar®)			
	Shaft	Kynar® /Tungsten Carbide (Kynar® /Ceramic or Kynar®/Silicon Carbide optional)			
	Bearings	Ruby jewel			
	O-Ring (15x/25x only)	EDPM			
	Valve Assembly for:	IP11x/21x (Brass/SS)	IP11x/21x (PVC)	IP15x/25x (Brass/SS)	IP15x/25x (PVC)
		None	None	Bronze (316SS optional)	Uses gate valve
Fitting Size Required		1.5" FNPT	2" FNPT	2" FNPT	2" FNPT
Maximum	Pressure	Brass/SS: 200 psi (14 bar)		PVC: 150 psi (10 bar)	
	Temperature	Brass/SS: 200° F (93° C)		PVC: 130° F (55° C)	
Flow Velocity		0.3 to 30 ft/sec (0.09 to 9.14 m/sec)			
Accuracy		± 1.5% of full scale			
Output Transistor Maximum Current Sinking		150mA (low power version only)			
Cable		#22 AWG 3-con, 18' (6m); 2,000' (610m) maximum cable run Note: 50' (15m) maximum for battery powered or micropowered versions.			
Environmental		See meter mounted electronic specification for rating.			
Regulatory		C E Mark (applies to full power sensor only configuration and full power FT 430/440/450 mounted configurations)			

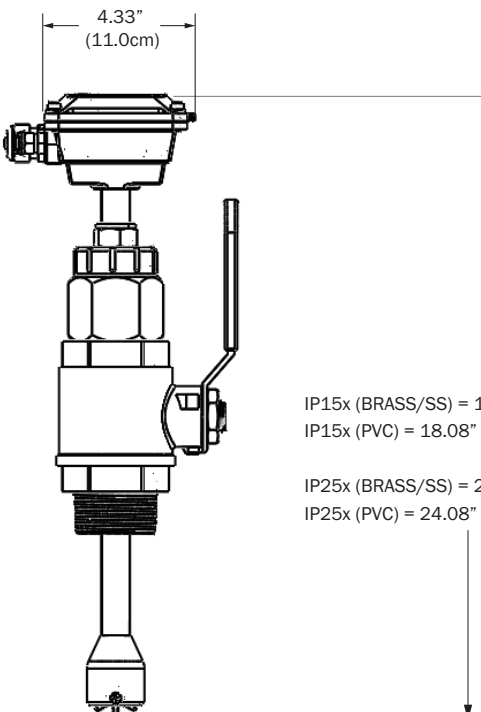
*Specifications subject to change. Please consult our website for the most current data (www.seametrics.com).
Kynar is a registered trademark of Arkema, Inc.

Dimensions



IP11x (BRASS/SS) = 11.08" (28.1cm)
IP11x (PVC) = 13.08" (33.2cm)

IP21x (BRASS/SS) = 16.08" (40.8cm)
IP21x (PVC) = 18.08" (45.9cm)



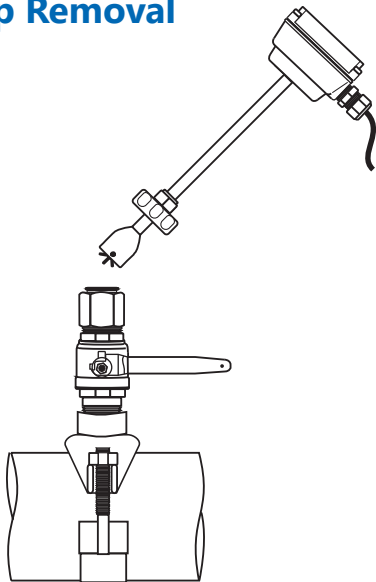
IP15x (BRASS/SS) = 18.08" (45.9cm)
IP15x (PVC) = 18.08" (45.9cm)

IP25x (BRASS/SS) = 22.08" (56.1cm)
IP25x (PVC) = 24.08" (61.2cm)

Hot Tap Installation

Insertion and removal under pressure is possible due to the 2" full-port isolation valve, which comes with a nipple for installation on the pipe fitting. If it is necessary to do the initial installation under pressure, any standard hot tap drilling machine with 2" NPT adapter, such as a Transmate or a Mueller, can be used. Ordinarily, it is not necessary to use an installation tool, since the small-diameter tube can be controlled by hand at all but the highest pressures.

Hot Tap Removal



Flow Range

	3"	4"	6"	8"	10"	12"	16"	18"	24"	30"	36"	40"
GPM Min (.3ft/sec)	6.6	12	27	47	73	106	188	238	422	660	951	1,174
LPM Min (.09m/sec)	24	45.4	102	178	276	401	712	901	1597	2498	3600	4444
GPM Max (30ft/sec)	660	1200	2700	4700	7370	10600	18800	23800	42200	66000	95100	117400
LPM Max (9.1m/sec)	2498	4542	10220	17791	27898	40125	71166	90093	159744	249837	359993	444407

Approximations based on Schedule 40 pipe.

IP100/200-SERIES

INSERTION PADDLEWHEEL

FLOW SENSOR



How to Order

Sensor Only	Description	Size	Material	Options (110/210)		Options (150/250)
	Sensor Only. Hot Tap 3" - 12" = IP150 12" - 40" = IP250	3" - 12" = IP110 12" - 40" = IP210	Brass = B 316 SS = S PVC = P	Rotor with Ceramic Shaft, PVDF, Kynar® = -01 Brass Adapter Fitting 2" NPT = -02 SS Adapter Fitting 2" NPT = -02 Micropower Pickup = -04 Standard Power, LMI 4-pin Connector = -06 Std Power, Seametrics Ctrl Connector = -07	Brass Adapter 1 1/2" BSP = -23 SS Adapter 1 1/2" BSP = -24 Old Style Adapter 1 1/2" NPT = -35 *Immersible = -40 Rotor (Kynar®/Silicon Carbide Shaft) = -68 12" Extension (200 Series Only) = -72 Roytronic® Series-A 5-Pin Connector = -106	Rotor with Ceramic Shaft, PVDF, Kynar® = -01 Micropower Pickup = -04 Standard Power, LMI 4-pin Connector = -06 Standard Power, Seametrics Control Connector = -07 316 SS Valve Assembly = -08 No Valve Assembly = -09 *Immersible = -40 Rotor (Kynar®/Silicon Carbide Shaft) = -68 12" Extension (200 Series brass and SS Only) = -72 Roytronic® Series-A 5-Pin Connector = -106
A055 Mounted on Sensor	Description	Size	Material	Options (112/212)		Options (152/252)
	Blind 4-20 mA analog transmitter (AO55) mounted on the sensor.	3" - 12" = IP112 12" - 40" = IP212 Hot Tap 3" - 12" = IP152 12" - 40" = IP252	Brass = B 316 SS = S PVC = P	Rotor with Ceramic Shaft, PVDF, Kynar® = -01 Brass Adapter Fitting 2" NPT = -02 SS Adapter Fitting 2" NPT = -02 Standard Power, LMI 4-pin Connector = -06 Brass Adapter 1 1/2" BSP = -23	SS Adapter 1 1/2" BSP = -24 Old Style Adapter 1 1/2" NPT = -35 Rotor (Kynar®/Silicon Carbide Shaft) = -68 12" Extension (200 Series Only) = -72 Roytronic® Series-A 5-Pin Connector = -106	Rotor with Ceramic Shaft, PVDF, Kynar® = -01 Standard Power, LMI 4-pin Connector = -06 316 SS Valve Assembly = -08 No Valve Assembly = -09 Rotor (Kynar®/Silicon Carbide Shaft) = -68 12" Extension (200 Series brass and SS Only) = -72 Roytronic® Series-A 5-Pin Connector = -106
FT430 Mounted on Sensor	Description	Size	Material	Options (113/213)		Options (153/253)
	Rate & total indicator with pulse, externally powered (FT430) mounted on the sensor.	3" - 12" = IP113 12" - 40" = IP213 Hot Tap 3" - 12" = IP153 12" - 40" = IP253	Brass = B 316 SS = S PVC = P	Rotor with Ceramic Shaft, PVDF, Kynar® = -01 Brass Adapter Fitting 2" NPT = -02 SS Adapter Fitting 2" NPT = -02 Brass Adapter 1 1/2" BSP = -23 SS Adapter 1 1/2" BSP = -24 Tamperevident Kit = -32 Old Style Adapter 1 1/2" NPT = -35	Non-resettable Total = -64 Rotor (Kynar®/Silicon Carbide Shaft) = -68 12" Extension (200 Series Only) = -72 Hinged Display Cover = -126	Rotor with Ceramic Shaft, PVDF, Kynar® = -01 316 SS Valve Assembly = -08 No Valve Assembly = -09 Tamperevident Kit = -32 Old Style Adapter = -35 Non-resettable Total = -64 Rotor (Kynar®/Silicon Carbide Shaft) = -68 12" Extension (200 Series brass and SS Only) = -72 Dual Relay Output = -98 Hinged Display Cover = -126
DL76 Mounted on Sensor	Description	Size	Material	Options (116/216)		Options (156/256)
	Data logger (DL76) mounted on the sensor.	3" - 12" = IP116 12" - 40" = IP216 Hot Tap 3" - 12" = IP156 12" - 40" = IP256	Brass = B 316 SS = S PVC = P	Rotor with Ceramic Shaft, PVDF, Kynar® = -01 Brass Adapter Fitting 2" NPT = -02 SS Adapter Fitting 2" NPT = -02 Brass Adapter 1 1/2" BSP = -23 SS Adapter 1 1/2" BSP = -24	Tamperevident Kit = -32 Old Style Adapter 1 1/2" NPT = -35 Rotor (Kynar®/Silicon Carbide Shaft) = -68 12" Extension (200 Series Only) = -72	Rotor with Ceramic Shaft, PVDF, Kynar® = -01 316 SS Valve Assembly = -08 No Valve Assembly = -09 Tamperevident Kit = -32 Rotor (Kynar®/Silicon Carbide Shaft) = -68 12" Extension (200 Series brass and SS Only) = -72
FT450 Mounted on Sensor	Description	Size	Material	Options (117/217)		Options (157/257)
	Rate & total indicator with pulse, battery powered (FT450) mounted on the sensor.	3" - 12" = IP117 12" - 40" = IP217 Hot Tap 3" - 12" = IP157 12" - 40" = IP257	Brass = B 316 SS = S PVC = P	Rotor with Ceramic Shaft, PVDF, Kynar® = -01 Brass Adapter Fitting 2" NPT = -02 SS Adapter Fitting 2" NPT = -02 Brass Adapter 1 1/2" BSP = -23 SS Adapter 1 1/2" BSP = -24 Tamperevident Kit = -32 Old Style Adapter 1 1/2" NPT = -35	Non-resettable Total = -64 Rotor (Kynar®/Silicon Carbide Shaft) = -68 12" Extension (200 Series Only) = -72 Hinged Display Cover = -126	Rotor with Ceramic Shaft, PVDF, Kynar® = -01 316 SS Valve Assembly = -08 No Valve Assembly = -09 Tamperevident Kit = -32 Old Style Adapter = -35 Non-resettable Total = -64 Rotor (Kynar®/Silicon Carbide Shaft) = -68 12" Extension (200 Series brass and SS Only) = -72 Hinged Display Cover = -126
FT440 Mounted on Sensor	Description	Size	Material	Options (119/219)		Options (159/259)
	Rate & total indicator with pulse & 4-20 mA output, loop powered (FT440) mounted on the sensor.	3" - 12" = IP119 12" - 40" = IP219 Hot Tap 3" - 12" = IP159 12" - 40" = IP259	Brass = B 316 SS = S PVC = P	Rotor with Ceramic Shaft, PVDF, Kynar® = -01 Brass Adapter Fitting 2" NPT = -02 SS Adapter Fitting 2" NPT = -02 Brass Adapter 1 1/2" BSP = -23 SS Adapter 1 1/2" BSP = -24 Tamperevident Kit = -32 Old Style Adapter 1 1/2" NPT = -35	Non-resettable Total = -64 Rotor (Kynar®/Silicon Carbide Shaft) = -68 12" Extension (200 Series Only) = -72 Hinged Display Cover = -126	Rotor with Ceramic Shaft, PVDF, Kynar® = -01 316 SS Valve Assembly = -08 No Valve Assembly = -09 Tamperevident Kit = -32 Old Style Adapter = -35 Non-resettable Total = -64 Rotor (Kynar®/Silicon Carbide Shaft) = -68 12" Extension (200 Series brass and SS Only) = -72 Dual Relay Output = -98 Hinged Display Cover = -126

* Immersible to maximum of 3 ft (1m), up to 2 weeks • Kynar is a registered trademark of Arkema, Inc. Roytronic is a registered trademark of Milton Roy Company.